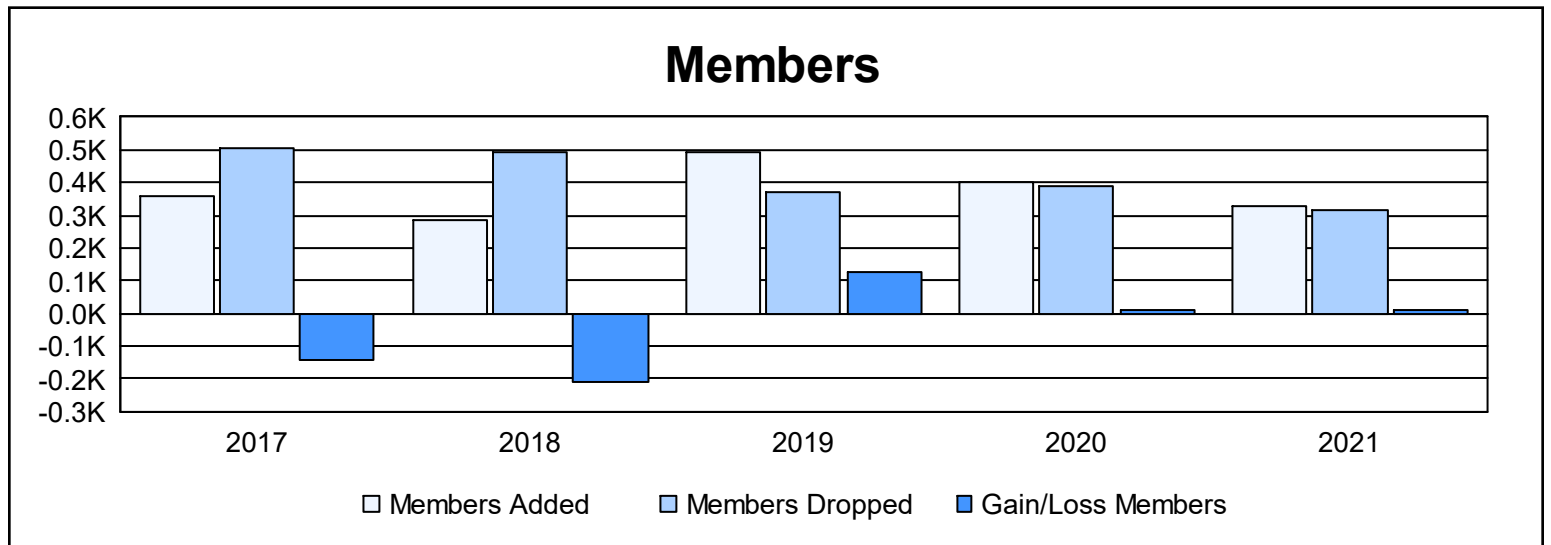
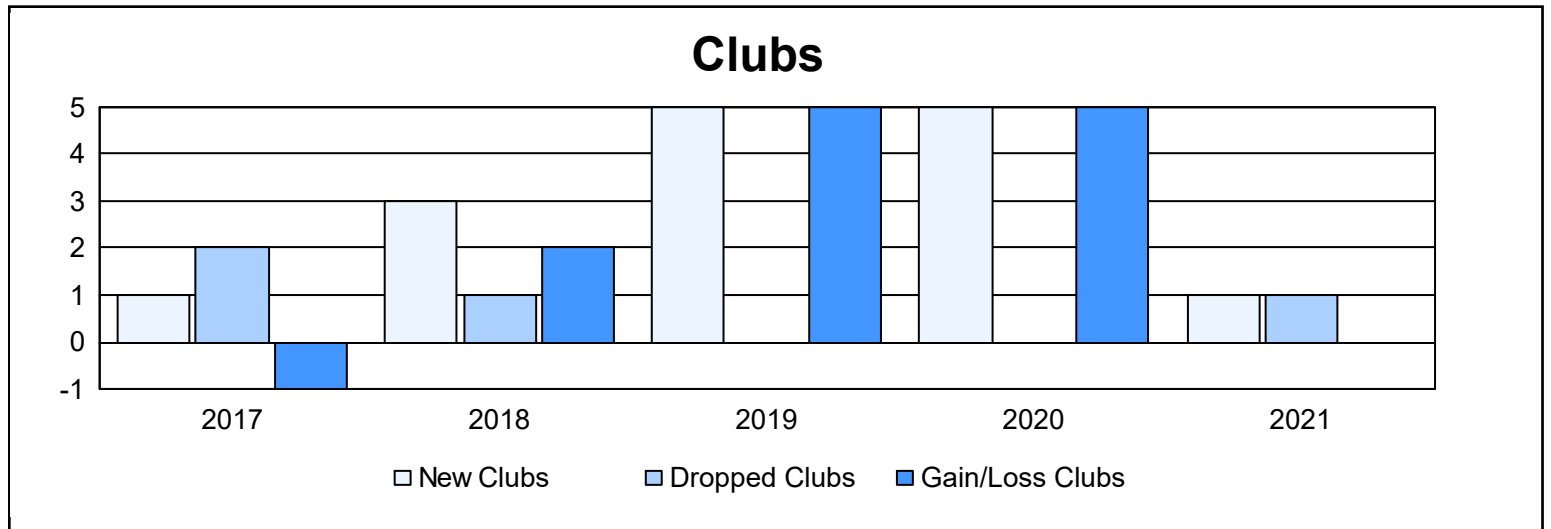
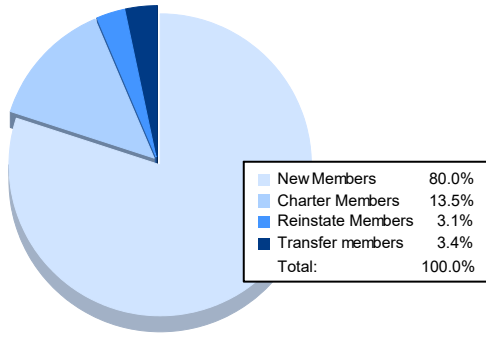


Year	New Clubs	Dropped Clubs	Gain/ Loss Clubs	New Members	Charter Members	Reinstate Members	Transfer Members	Total Member Added	Total Members Dropped	Gain/ Loss Members
2016-2017	1	2	-1	294	22	16	26	358	502	-144
2017-2018	3	1	2	180	74	9	22	285	493	-208
2018-2019	5	0	5	323	134	11	26	494	370	124
2019-2020	5	0	5	252	128	5	18	403	391	12
2020-2021	1	1	0	260	44	10	11	325	315	10
<b>Average</b>	<b>3</b>	<b>1</b>	<b>2</b>	<b>262</b>	<b>80</b>	<b>10</b>	<b>21</b>	<b>373</b>	<b>414</b>	<b>-41</b>



### Membership Composition June 2021 Cumulative



### Gender Composition June 2021 Cumulative

